

University of Florida


CAREER CONNECTIONS CENTER

**How to sign into GCL and make
a Career Planning Appointment**


Go to career.ufl.edu/gcl

Get in Touch With Us: 352-392-1601 | UFCareerCenter@ufsa.ufl.edu

Employers Faculty Alumni Families

UF  CAREER CONNECTIONS CENTER

SERVICES/RESOURCES CAREERS/INTERESTS GAIN EXPERIENCE RESUMES/DOCUMENTS EVENTS



GATOR CAREERLINK

CAREER PLANNING

GATOR CAREERLINK

Gator CareerLink (GCL) is the portal to everything career at the University of Florida. Employers

Scroll down and click on "Login to Gator CareerLink"



CAREER PLANNING

CAREER READINESS
CHECK-IN

EXPRESS DROP-IN

FACULTY GATOR
CAREERLINK

GATOR CAREERLINK

GATOR PROFESSIONAL
SERIES

INDUSTRY CONNECTIONS

INTERVIEW PREP

MOLM FAMILY GATOR
CAREER CLOSET

THE CAREER ACTION

GATOR CAREERLINK

Gator CareerLink (GCL) is the portal to everything career at the University of Florida. Employers intentionally recruit in GCL to connect with talented UF students and alumni. Additionally, GCL provides incredible access to information about upcoming events, online resources, internships, co-ops, job shadowing, part and full-time job opportunities and more.

GCL is a free service provided for students and alumni. Getting started is simple. [Download the Quick Start Guide](#) for fast and easy tips.

[LOGIN TO GATOR CAREERLINK](#)



Sign in using your GatorLink Username and Password (GCL does NOT require you to make a new login/username to access)

The screenshot shows a web browser window with the URL "University of Florida". The page header includes navigation links: NEWS, CALENDAR, OFFICES & SERVICES, DIRECTORY, GIVING, UF HEALTH, and UF IFAS. A "Welcome to UF" message with a dropdown arrow and a search icon is also present. Below the header, there are links for "Authentication UNIVERSITY of FLORIDA", "CHANGE PASSWORD", "FORGOT PASSWORD", "CREATE ACCOUNT", and "TROUBLE SIGNING ON?". The main content area features a login form with two input fields: "Username" (containing "GatorLink Username") and "Password" (containing "Password"). A "LOGIN" button is located below the password field. To the right of the login form, a text box contains the following disclaimer: "You are logging in to a University of Florida (UF) information system and agree to comply with the UF Acceptable Use Policy and Guidelines. Unauthorized use of this system is prohibited and may subject the user to criminal and civil penalties. UF may monitor computer and network activities, and the user should have limited expectations of privacy."

Home | University of Florida Career Connections Center

Web Login Service - University of Florida

UF NEWS CALENDAR OFFICES & SERVICES DIRECTORY GIVING UF HEALTH UF IFAS Welcome to UF

UF Authentication UNIVERSITY of FLORIDA CHANGE PASSWORD FORGOT PASSWORD CREATE ACCOUNT TROUBLE SIGNING ON?

Username

GatorLink Username

Password

Password

LOGIN

You are logging in to a University of Florida (UF) information system and agree to comply with the UF Acceptable Use Policy and Guidelines. Unauthorized use of this system is prohibited and may subject the user to criminal and civil penalties. UF may monitor computer and network activities, and the user should have limited expectations of privacy.

If this is your first time signing in, create your profile by filling in your information, uploading a photo, etc.

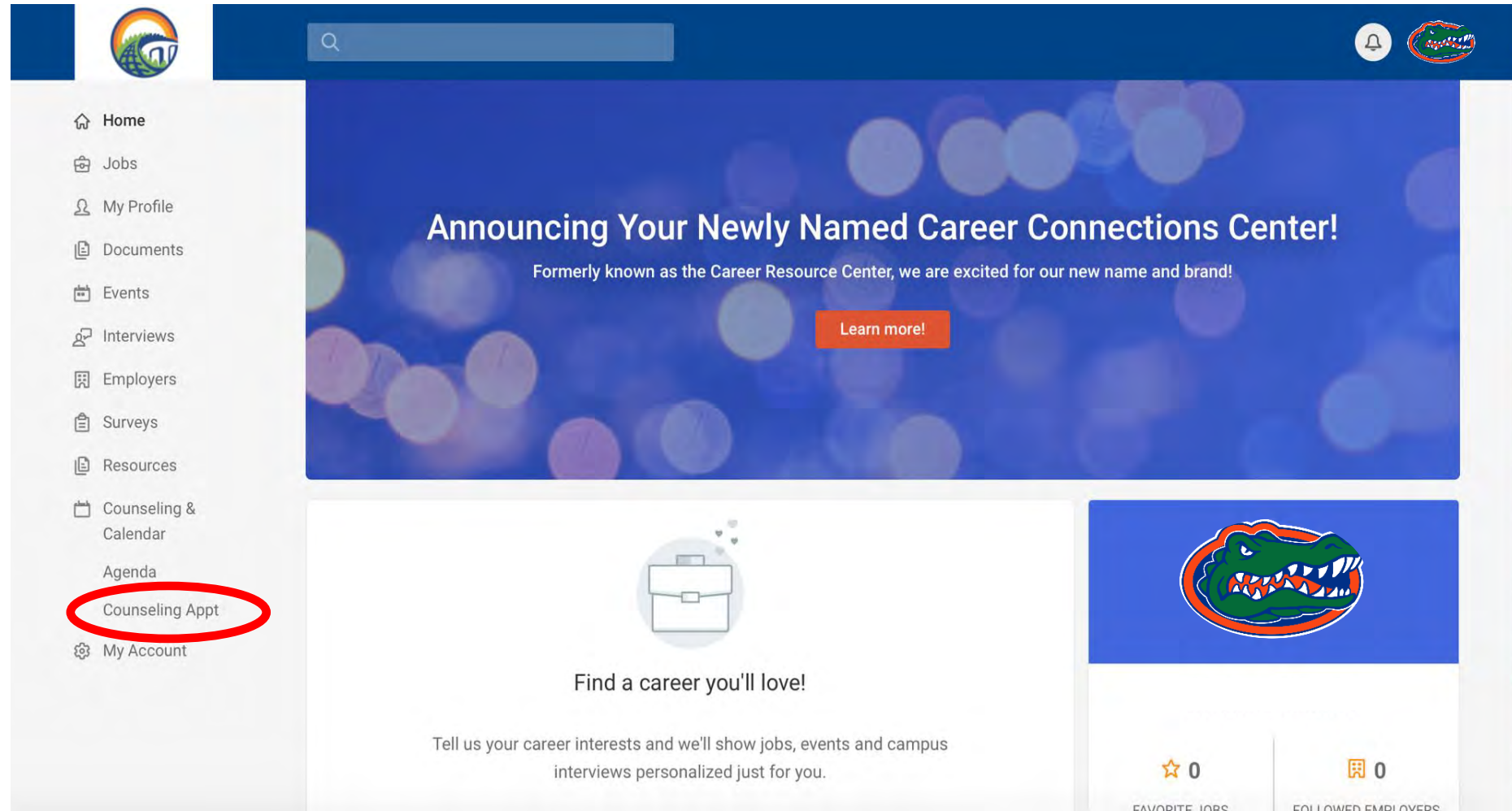
Once your profile is created, your home page will look like this.

To create a career planning appointment there are two options to access the request form. Option 1: In the “Shortcuts” section on your home page, you can click “request a career planning appointment”

You may also make a Molm Family Gator Career Closet Consultation on this page.

The screenshot displays a career portal interface. At the top, there is a dark blue header with a search bar, a notification bell, and a Gator logo. Below the header, the page is divided into several sections. On the left, there are two job listings, each with a 'Favorite' button and a 'Not Interested' button. In the center, the 'Events For You' section lists two events: 'Career Showcase Fall 2018' and 'Diversity Meet Up: Pre-Showcase Connections', each with a 'View' button and a 'Not Interested' button. On the right, the 'Shortcuts' section is highlighted with a red circle, containing the link 'Request a Career Planning Appointment OR Molm Family Gator Career Closet Consultation'. Other shortcuts listed include 'Resume Builder', 'C.H.O.M.P. (Major / Career Help)', 'Need Help With GCL?', 'Career Finder', 'Career Explorer', and 'Document Library'.

**Option 2: On the left-hand side, there is a task bar.
Under the “My Calendar” tab, there will be a “Counseling Appt” button, click on this**

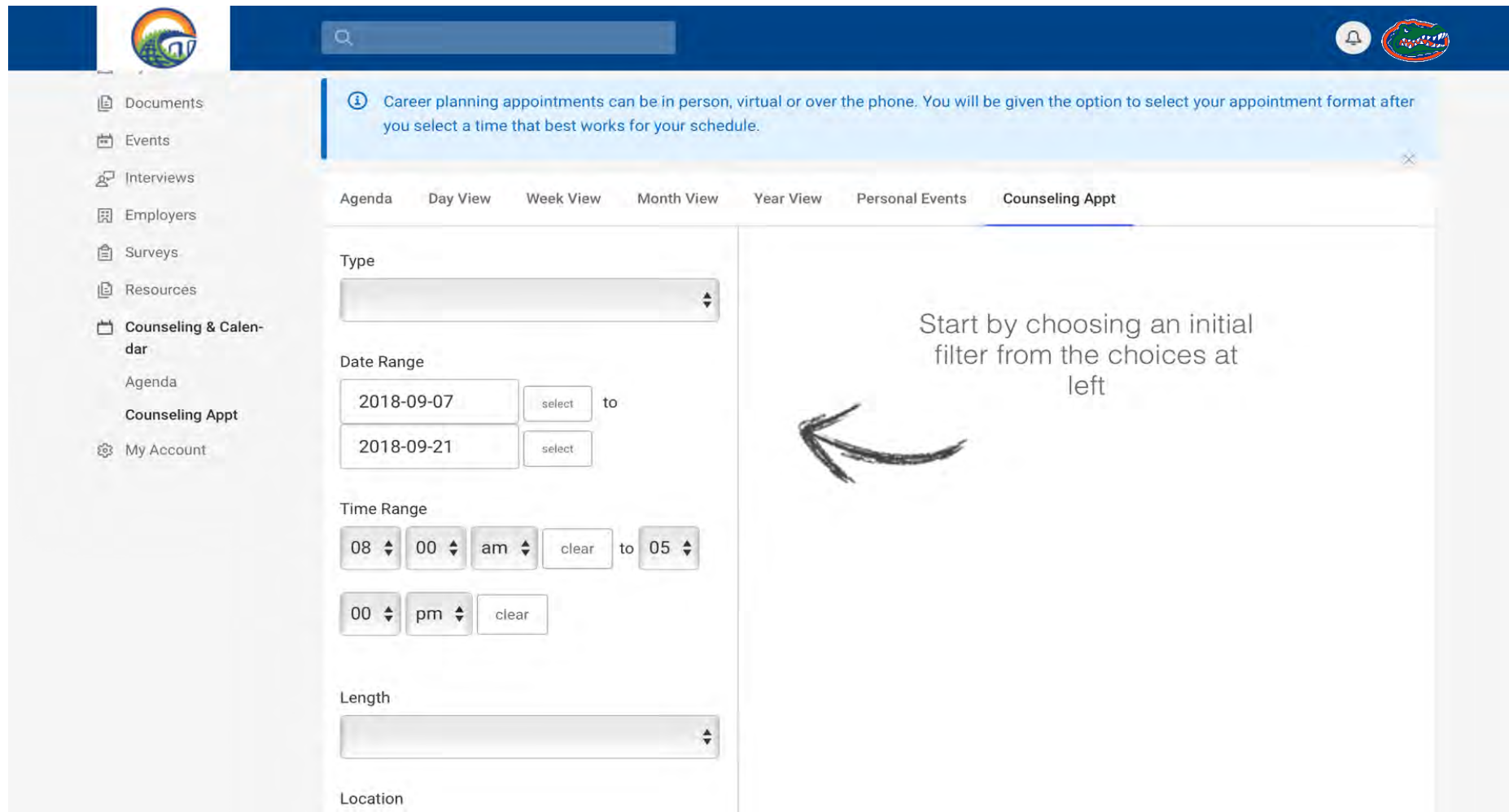


**Both Option 1 and Option 2 will bring you to this page.
Once here, you can select “Request New Appointment” to schedule a
Career Planning Appointment**

The screenshot displays the Career Services Management System interface. On the left is a sidebar with navigation links: Documents, Events, Interviews, Employers, Surveys, Resources, Counseling & Calendar (expanded), and My Account. The main content area has a top navigation bar with a search field and a notification bell. Below this is a blue banner with text: "Career planning appointments can be in person, virtual or over the phone. You will be given the option to select your appointment format after you select a time that best works for your schedule." The main content area features two tabs: "Requested Appointments" and "Approved Appointments". Both tabs show a "No records found." message with a document icon. At the bottom center, a blue button labeled "Request New Appointment" is circled in red. The footer includes "Career Services Management System" and links to "Privacy Policy" and "Terms of Use".

Once you see this page, you can start requesting an appointment. You can choose your type of appointment, times, and dates that are convenient for you and then check the availability of your C³ Advisor.

****If your college has a specific C³ liaison and this person is not available during your available times, no worries! You can make a Career Planning Appointment with any available member in the C³!**



The screenshot shows the C3 Advisor appointment booking interface. On the left is a sidebar with navigation links: Documents, Events, Interviews, Employers, Surveys, Resources, Counseling & Calendar (selected), Agenda, Counseling Appt, and My Account. The main content area has a top navigation bar with options: Agenda, Day View, Week View, Month View, Year View, Personal Events, and Counseling Appt (selected). Below this is a form for booking an appointment. The form includes a 'Type' dropdown menu, a 'Date Range' section with two date pickers (2018-09-07 and 2018-09-21) and 'select' buttons, a 'Time Range' section with two time pickers (08:00 am and 05:00 pm) and 'clear' buttons, a 'Length' dropdown menu, and a 'Location' dropdown menu. A blue informational banner at the top of the main content area states: 'Career planning appointments can be in person, virtual or over the phone. You will be given the option to select your appointment format after you select a time that best works for your schedule.' A hand-drawn arrow points from the text 'Start by choosing an initial filter from the choices at left' to the 'Type' dropdown menu.

Documents
Events
Interviews
Employers
Surveys
Resources
Counseling & Calendar
Agenda
Counseling Appt
My Account

Search

Career planning appointments can be in person, virtual or over the phone. You will be given the option to select your appointment format after you select a time that best works for your schedule.

Agenda Day View Week View Month View Year View Personal Events Counseling Appt

Type

Date Range

2018-09-07 select to 2018-09-21 select

Time Range

08 00 am clear to 05 00 pm clear

Length

Location

Start by choosing an initial filter from the choices at left



**CAREER CONNECTIONS
CENTER**

UNIVERSITY OF FLORIDA

**Questions...Get in Touch With Us:
(352) 392-1601**